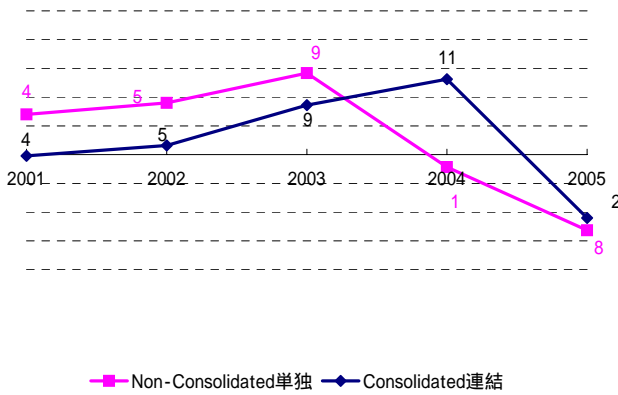


8 . Growth ratio

成長性指標

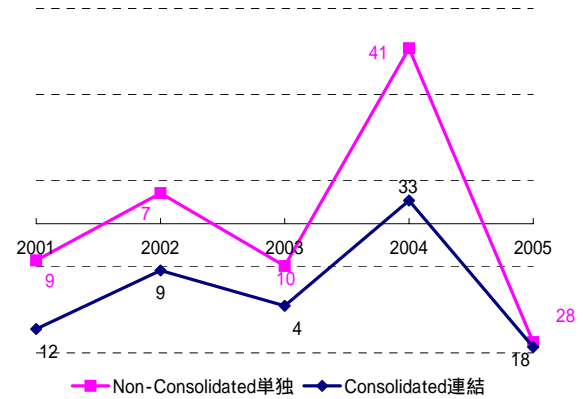
Increase and decrease ratio of net sales

売上高増減率



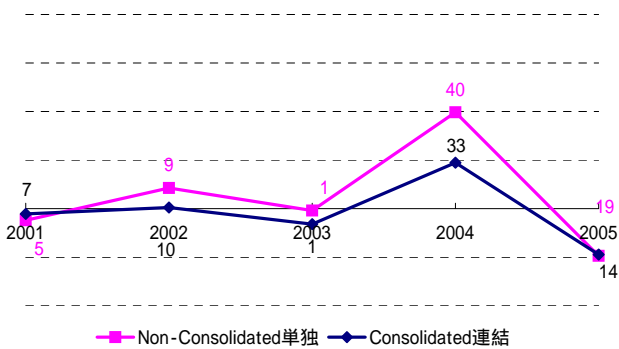
Increase and decrease ratio of operating income

営業利益増減率



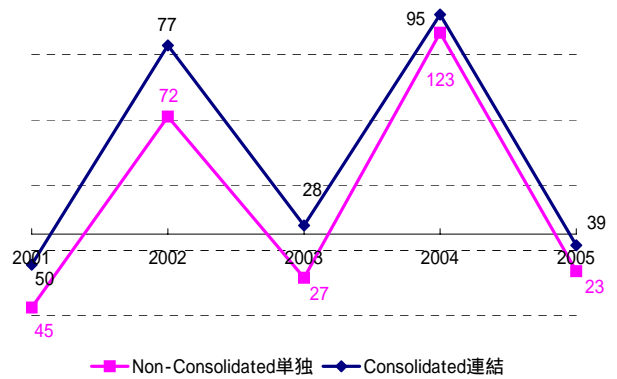
Increase and decrease ratio of ordinary income

経常利益増減率



Increase and decrease ratio of net income

当期純利益増減率



(単位: %)

	Consolidated [連結]					Non-Consolidated [单独]				
	2001・12	2002・12	2003・12	2004・12	2005・12	2001・12	2002・12	2003・12	2004・12	2005・12
Increase and decrease ratio of net sales 売上高増減率	4.0	5.0	8.9	11.4	2.0	4.2	5.4	8.5	1.3	7.9
Increase and decrease ratio of operating income 営業利益増減率	11.7	8.7	3.6	33.1	18.0	8.5	7.1	9.8	40.8	27.5
Increase and decrease ratio of ordinary income 経常利益増減率	6.6	9.8	1.4	32.5	14.0	4.8	8.5	0.8	39.7	19.4
Increase and decrease ratio of net income 当期純利益増減率	50.4	77.0	27.6	94.9	39.1	45.0	72.0	26.8	123.4	22.7