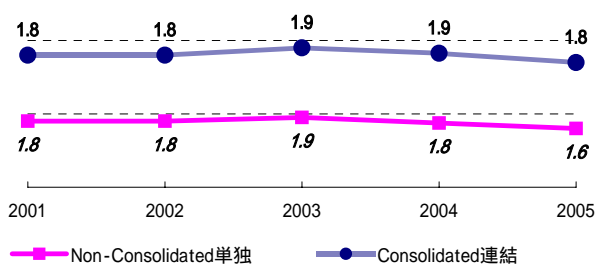


## 7. Turnover (Efficiency) ratio

### 効率性指標

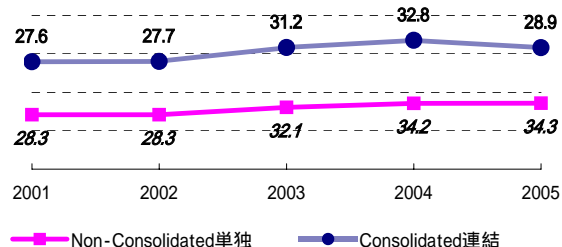
#### Total assets turnover

##### 総資本回転率



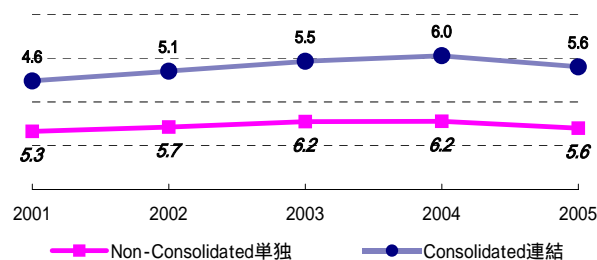
#### Inventory turnover

##### 棚卸資産回転率



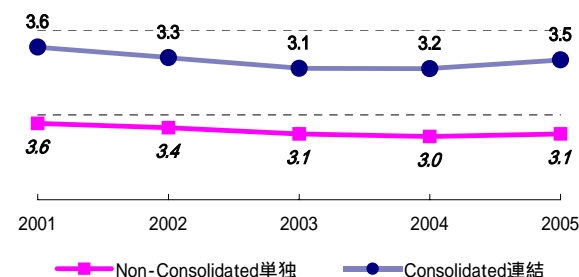
#### Tangible fixed assets turnover

##### 有形固定資産回転率



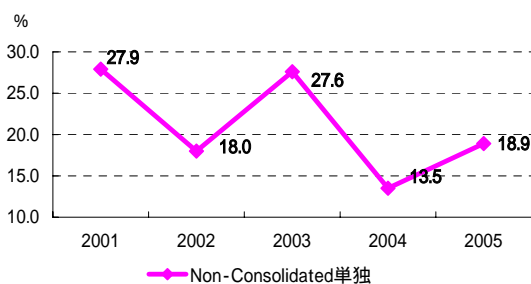
#### Current assets turnover

##### 流動資産回転率



#### Dividend payout ratio

##### 配当性向



(単位:回) (Times)

	Consolidated [連結]					Non-Consolidated [单独]				
	2001・12	2002・12	2003・12	2004・12	2005・12	2001・12	2002・12	2003・12	2004・12	2005・12
Total assets turnover 総資本回転率	1.8	1.8	1.9	1.9	1.8	1.8	1.8	1.9	1.8	1.6
Inventory turnover 棚卸資産回転率	27.6	27.7	31.2	32.8	28.9	28.3	28.3	32.1	34.2	34.3
Tangible fixed assets turnover 有形固定資産回転率	4.6	5.1	5.5	6.0	5.6	5.3	5.7	6.2	6.2	5.6
Current assets turnover 流動資産回転率	3.6	3.3	3.1	3.2	3.5	3.6	3.4	3.1	3.0	3.1
Dividend payout ratio (%) 配当性向 (%)	-	-	-	-	-	27.9	18.0	27.6	13.5	18.9