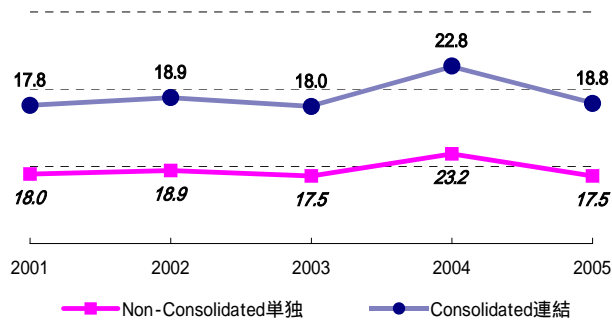


5. Profitability

収益性指標

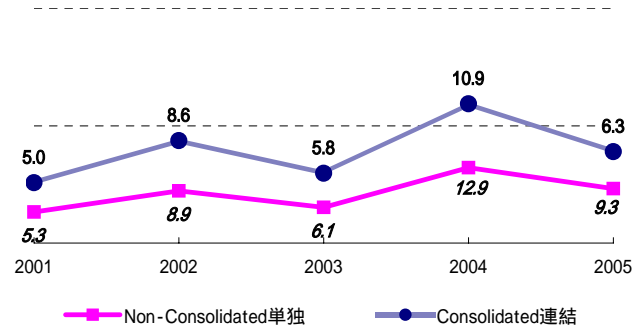
Ordinary income to equity

株主資本經常利益率



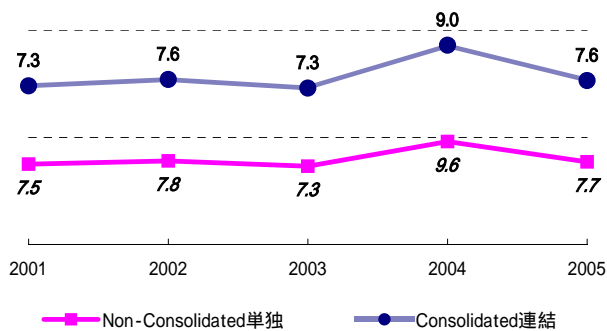
Return on equity

株主資本当期利益率



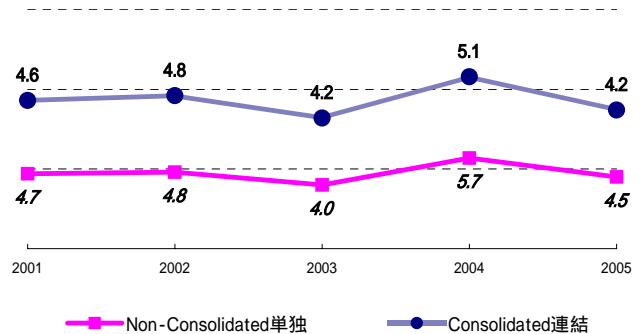
Ordinary income to total stock ratio

總資本經常利益率



Ratio of operating profit to net sales

売上高営業利益率



(単位: %)

	Consolidated [連結]					Non-Consolidated [单独]				
	2001·12	2002·12	2003·12	2004·12	2005·12	2001·12	2002·12	2003·12	2004·12	2005·12
Ordinary income to equity 株主資本經常利益率	17.8	18.9	18.0	22.8	18.8	18.0	18.9	17.5	23.2	17.5
Return on equity 株主資本当期利益率	5.0	8.6	5.8	10.9	6.3	5.3	8.9	6.1	12.9	9.3
Ordinary income to total stock ratio 總資本經常利益率	7.3	7.6	7.3	9.0	7.6	7.5	7.8	7.3	9.6	7.7
Ratio of operating profit to net sales 売上高営業利益率	4.6	4.8	4.2	5.1	4.2	4.7	4.8	4.0	5.7	4.5